

Etabli par : C. CHAZEL

Validé par Resp. QSE : E. MAURICE


Visa :

Visa :

Liste de diffusion : customer

Classement : Doc qualité / service

This procedure is applicable for Stange SE-504 devices in STOP mode.



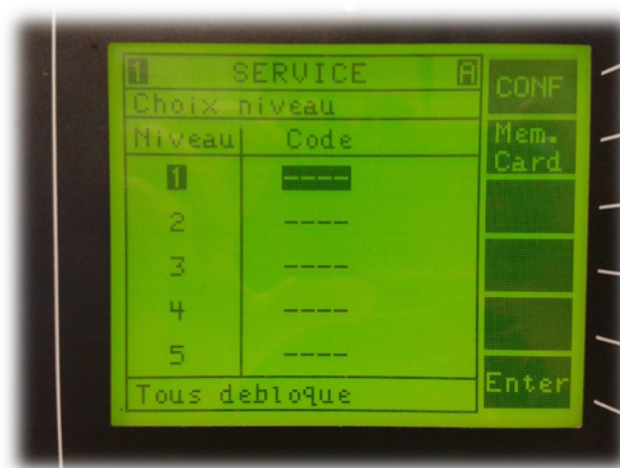
Must appear in this area an "S"

Set the Stange SE-504 controller to "RUN" to restart.

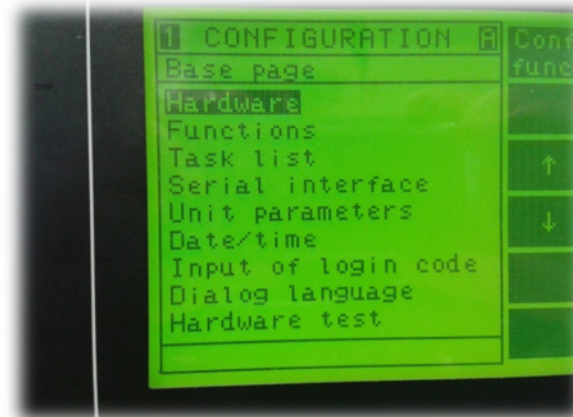
Conditions :

The retort must be empty with door open to perform this operation.

1. "OPERATION" Key
2. F6 "LOG IN" or "PASS" Key

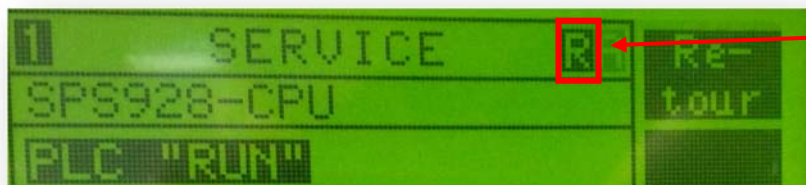


3. Connect to access level 1. F1 key "CONF"
(in case level 1 password is forgotten, please contact lagarde support)



4. Select "Functions" and confirm with the "ENTER" key
5. Select the line "SPS 928-CPU" and confirm with the "ENTER" key
6. Select the "PLC RUN" line, then confirm with the "ENTER" key
7. Then confirm the "START PLC" pop-up, press "F5" Yes

If the restart of the PLC is ok, then the PLC goes into RUN



Must appear in
this area an "R"

8. Exit configuration SPS « **F6** » « **CONF** ».
9. Exit Function « **F6** » « **CONF** » for the main menu.
10. Exit configuration "OPERATION" key to save the configuration

If the PLC doesn't come back in RUN mode:

It is possible that the PLC program is then crashed, it is necessary to send SE504 to lagarde, using the S5 software of Siemens to try to reload the program in STANGE SE-504.

It is possible that the SPS928 PLC card is out of order => In this case, no more repair possible with the supplier. Consult the Service for possible solution.